

# Introducción a la programación de APPs

Aula de informática  
Colegio Claret

# Introducción a la programación de APPs

Aula de informática  
Colegio Claret


# CONECTAR CON EL SITIO WEB

Aula de informática  
Colegio Claret



# Una cuenta. Todo Google.

Inicia sesión con tu cuenta de Google

  
  
  
  
 No cerrar sesión    [¿Necesitas ayuda?](#)

[Crear una cuenta](#)

Una sola cuenta de Google para todos los servicios de Google



# Google cuentas

La aplicación MIT AppInventor Version 2 solicita autorización para acceder a su cuenta de Google.

Seleccione la cuenta que desea utilizar.

colegioclaretndonbenito@gmail.com

Google no está afiliado al contenido de MIT AppInventor Version 2 ni a sus propietarios. Si accedes a tu cuenta, Google compartirá tu dirección de correo electrónico con MIT AppInventor Version 2, pero no compartirá ni la contraseña ni los datos personales.

[Accede a otra cuenta](#)

Recordar esta aprobación durante los próximos 30 días

©2011 Google - [Página principal](#) - [Condiciones del servicio](#) - [Política de privacidad](#) - [Ayuda](#)





MIT App Inventor 2

ai2.appinventor.mit.edu

Google

MIT App Inventor 2 Beta

Project Connect Build Help My Projects Guide Report an Issue colegioclairetonbenito@gmail.com

New Project Delete Project

Projects

Name	Date Created	Date Modified
------	--------------	---------------

Welcome to App Inventor!

Please fill out a short **voluntary survey** so that we can learn more about our users and improve MIT App Inventor.

Take Survey Now Take Survey Later Never Take Survey

[Privacy Policy and Terms of Use](#)

Parece que no ha iniciado Firefox desde hace tiempo. ¿Quiere limpiarlo para comenzar una experiencia renovada? ¡A propósito, bienvenido de nuevo!

Reinicializar Firefox...

8:22 01/09/2014

The image shows a screenshot of a web browser displaying the MIT App Inventor 2 interface. The browser's address bar shows the URL `ai2.appinventor.mit.edu`. The page header includes the MIT App Inventor 2 logo and navigation links: Project, Connect, Build, Help, My Projects, Guide, Report an Issue, and a user email address. Below the header, there are buttons for 'New Project' and 'Delete Project'. A 'Projects' table is visible with columns for 'Name' and 'Date Created'. A large green-bordered dialog box is centered on the screen, titled 'Welcome to App Inventor!'. The dialog contains the following text: 'Welcome to MIT App Inventor 2', followed by a horizontal line. Below the line, it asks 'Got an Android phone or tablet? Find out how to [Set up and connect an Android device.](#)' and 'Don't have an Android device? Find out how to [Set up and run the Android emulator.](#)'. It then provides additional information: '(Emulator and USB connections are currently for Mac and Windows only. Support for Linux is *coming soon!*)' and '(Support for Internet Explorer is *coming soon!*)'. At the bottom of the dialog, a 'Continue' button is circled in red. At the bottom of the browser window, a notification bar states: 'Parece que no ha iniciado Firefox desde hace tiempo. ¿Quiere limpiarlo para comenzar una experiencia renovada? ¡A propósito, bienvenido de nuevo!' with a 'Reinicializar Firefox...' button. The Windows taskbar at the bottom shows various application icons and the system clock indicating 8:22 on 01/09/2014.

MIT App Inventor 2

ai2.appinventor.mit.edu

Google

MIT App Inventor 2  
Beta

Project

Connect

Build

Help

My Projects

Guide

Report an Issue

colegioclairetonbenito@gmail.com

New Project

Delete Project

Projects

Name

Date Created

Welcome to App Inventor!

Welcome to MIT App Inventor 2

Got an Android phone or tablet? Find out how to  
[Set up and connect an Android device.](#)

Don't have an Android device? Find out how to  
[Set up and run the Android emulator.](#)

(Emulator and USB connections are currently for Mac  
and Windows only. Support for Linux is *coming soon!*)  
(Support for Internet Explorer is *coming soon!*)

Continue

[Privacy Policy and Terms of Use](#)

Parece que no ha iniciado Firefox desde hace tiempo. ¿Quiere limpiarlo para comenzar una experiencia renovada? ¡A propósito, bienvenido de nuevo!

Reinicializar Firefox...

ES

8:22

01/09/2014

# App Mis favoritos (acceder a páginas web)

Aula de informática  
Colegio Claret



# CREA UN NUEVO PROYECTO CON EL NOMBRE MISFAVORITOS

The screenshot shows a software interface with a green header bar containing two buttons: 'Start new project' and 'Delete Project'. Below the header is a section titled 'My Projects' which contains a table of existing projects. Each project entry includes a checkbox, the project name, and the date and time it was created. A dialog box titled 'Create new App Inventor project' is overlaid on the bottom right, featuring a text input field for the project name containing 'MISFAVORITOS' and two buttons: 'Cancel' and 'OK'.

Name	Date Created
<input type="checkbox"/> TRADUCTOR_IDIOMAS_2	Dec 6, 2014 7:37:55 PM
<input type="checkbox"/> TRADUCTOR_IDIOMAS	Dec 6, 2014 12:47:16 PM
<input type="checkbox"/> CALCULADORA	Sep 1, 2014 8:44:07 AM
<input type="checkbox"/> ADIVINA	Sep 8, 2014 12:38:59 AM
<input type="checkbox"/> TRADUCTOR	Sep 9, 2014 11:41:41 AM
<input type="checkbox"/> ListenAndSendSMS	
<input type="checkbox"/> ok_copy	
<input type="checkbox"/> AZAR	

**Create new App Inventor project**

Project name:

MIT App Inventor 2

ai2.appinventor.mit.edu/#6511508801454080

MIT App Inventor 2 Beta

Projects Connect Build Help My Projects Guide Report an Issue

MISFAVORITOS Screen1 Add Screen ... Remove Screen Designer Blocks

**Palette**

**User Interface**

**Layout**

- HorizontalArrangement
- TableArrangement
- VerticalArrangement

**Media**

**Drawing and Animation**

**Sensors**

**Social**

**Storage**

**Connectivity**

LEGO® MINDSTORMS®

**Viewer**

Display hidden components in Viewer

Screen1

Text for Label1

VerticalArrangement1

**Components**

- Screen1
- VerticalArrangement1
- Label1
- HorizontalArrangement1
- HorizontalArrangement1
- HorizontalArrangement1
- HorizontalArrangement1

**Properties**

VerticalArrangement1

AlignHorizontal: Left

AlignVertical: Top

Visible: showing

Width: Fill parent...

Height: Automatic...

Utiliza una tabla vertical ajustada a la pantalla y sitúa dentro otras horizontales y una etiqueta para el título.

Rename Delete

MIT App Inventor 2

ai2.appinventor.mit.edu/#6511508801454080

MIT App Inventor 2 Beta

Projects Connect Build Help My Projects Guide Report an Issue

MISFAVORITOS Screen1 Add Screen ... Remove Screen Designer Blocks

**Palette**

**User Interface**

- Button
- CheckBox
- DatePicker
- Image
- Label
- ListPicker
- ListView
- Notifier
- PasswordTextBox
- Slider
- Spinner
- TextBox
- TimePicker
- WebView

**Layout**

**Media**

**Drawing and Animation**

**Viewer**

Display hidden components in Viewer

Screen 1

Text for Label1

Text for Button1	Text for Button2	Text for B...
------------------	------------------	---------------

**Components**

- Screen1
  - VerticalArrangement1
    - Label1
    - HorizontalArrangement1
      - HorizontalArrangemen
        - Button1
      - HorizontalArrangemen
        - Button2
      - HorizontalArrangemen
        - Button3

**Properties**

Button3

BackgroundColor: Default

Enabled:

FontBold:

FontItalic:

FontSize: 14.0

FontTypeface: default

Image: None...

Shape: default

ShowFeedback:

Text

Arrastra los botones dentro de las celdas de la tabla



## MISFAVORITOS

Screen1 ▾

Add Screen ...

Remove Screen

Designer

Blocks

## Palette

## User Interface

- Button
- CheckBox
- DatePicker
- Image
- Label
- ListPicker
- ListView
- Notifier
- PasswordTextBox
- Slider
- Spinner
- TextBox
- TimePicker
- WebView

## Layout

## Media

## Drawing and Animation

## Sensors

## Social

## Viewer

 Display hidden components in Viewer

## Components

- Screen1
  - VerticalArrangement1
    - Label1
    - HorizontalArrangement1
      - HorizontalArrangement1
        - Button1
      - HorizontalArrangement1
        - Button2
      - HorizontalArrangement1
        - Button3

## Properties

HorizontalArrangement1

AlignHorizontal

Left ▾

AlignVertical

Top ▾

Visible

showing ▾

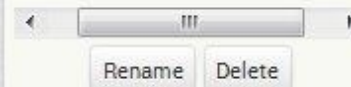
Width

Fill parent...

Height

Automatic...

Pon la propiedad Width de las tablas a FILL PARENT para que se ajusten a la pantalla.



## Media

Upload File ...



MIT App Inventor 2

ai2.appinventor.mit.edu/#6511508801454080

MISFAVORITOS

Screen1 Add Screen ... Remove Screen

Designer Blocks

**Palette**

**User Interface**

- Button
- CheckBox
- DatePicker
- Image
- Label
- ListPicker
- ListView
- Notifier
- PasswordTextBox
- Slider
- Spinner
- TextBox
- TimePicker
- WebView

**Layout**

**Media**

**Drawing and Animation**

**Sensors**

**Social**

**Viewer**

Display hidden components in Viewer

Screen1

Mis páginas favoritas

MIAJAS CLARET DON BENITO

**Components**

- Screen1
  - VerticalArrangement1
    - Label1
    - HorizontalArrangement1
      - HorizontalArrangement1
        - Button1
      - HorizontalArrangement1
        - Button2
      - HorizontalArrangement1
        - Button3

Rename Delete

**Media**

Upload File ...

**Properties**

Label1

BackgroundColor

None

FontBold

FontItalic

FontSize 17

FontTypeface default

Text Mis páginas favoritas

TextAlignment center

TextColor Red

Visible showing

Width Fill parent...

Height

Modifica las propiedades del texto: fuente, tamaño, color y ajuste.

MIT App Inventor 2

ai2.appinventor.mit.edu/#6511508801454080

MISFAVORITOS

Screen1 Add Screen ... Remove Screen

Designer Blocks

**Palette**

**User Interface**

- Button
- CheckBox
- DatePicker
- Image
- Label
- ListPicker
- ListView
- Notifier
- PasswordTextBox
- Slider
- Spinner
- TextBox
- TimePicker
- WebView**

**Layout**

**Media**

**Drawing and Animation**

**Sensors**

**Social**

**Viewer**

Display hidden components in Viewer

Screen1

Mis páginas favoritas

MIAJAS CLARET DON BENTO

**Components**

- Screen1
  - VerticalArrangement1
    - Label1
  - HorizontalArrangement1
    - HorizontalArrangemen
      - Button1
    - HorizontalArrangemen
      - Button2
    - HorizontalArrangemen
      - Button3
    - WebView1**

**Properties**

WebView1

FollowLinks

HomeUrl

PromptforPermission

UsesLocation

Visible

Width

Height

**Media**

Upload File ...

Arrastra el componente WebViwer que permitirá a la app acceder a páginas web



The image shows the MIT App Inventor 2 web interface. At the top, the browser address bar shows 'ai2.appinventor.mit.edu/#6511508801454080'. The interface has a green header with 'MISFAVORITOS' on the left and 'Designer' and 'Blocks' on the right. The 'Blocks' tab is highlighted with a red box. Below the header, there are two main panels: 'Blocks' on the left and 'Viewer' on the right. The 'Blocks' panel shows a tree view of components, with 'Variables' highlighted in green. The 'Viewer' panel shows a sequence of code blocks: 'initialize global name to', 'get', 'set to', and two 'initialize local name to' blocks. A red arrow points from the 'Variables' category in the 'Blocks' panel to the 'initialize global name to' block in the 'Viewer' panel. Another red arrow points from the 'Blocks' tab in the header to the 'initialize global name to' block. At the bottom, there is a red text box with instructions in Spanish, and a trash can icon is visible in the bottom right corner of the 'Viewer' panel.

MIT App Inventor 2

ai2.appinventor.mit.edu/#6511508801454080

MISFAVORITOS

Screen1 Add Screen ... Remove Screen

Designer **Blocks**

**Blocks**

- Built-in
  - Control
  - Logic
  - Math
  - Text
  - Lists
  - Colors
  - Variables**
  - Procedures
- Screen1
  - VerticalArrangement
    - Label1
  - HorizontalArrangement
    - HorizontalArrangement
      - Button1
    - HorizontalArrangement
      - Button2
    - HorizontalArrangement

Rename Delete

**Viewer**

initialize global name to

get

set to

initialize local name to in

initialize local name to in

Show Warnings

Accede a la zona **Blocks** para crear el código del programa

Crea variables para guardar los nombres de las páginas

MIT App Inventor 2

ai2.appinventor.mit.edu/#6511508801454080

MISFAVORITOS

Screen1 Add Screen ... Remove Screen Designer Blocks

**Blocks**

- Built-in
  - Control
  - Logic
  - Math
  - Text**
  - Lists
  - Colors
  - Variables
  - Procedures
- Screen1
  - VerticalArrangement
    - Label1
  - HorizontalArrange
    - HorizontalArrar
      - Button1
    - HorizontalArrar
      - Button2
    - HorizontalArrar


**Viewer**

```
initialize global name to
get
set to
initialize local name to
in
initialize local name to
in
```

```
initialize global name to "http://miajas.com"
initialize global name2 to "http://claretndonbenito.com"
initialize global name3 to "https://www.donbenito.es"
```

Añade bloques de texto con los nombres de tus páginas favoritas

Show Warnings





MIT App Inventor 2

ai2.appinventor.mit.edu/#6511508801454080

MISFAVORITOS

Screen1 Add Screen ... Remove Screen Designer Blocks

**Blocks**

- Math
- Text
- Lists
- Colors
- Variables
- Procedures

Screen1

- VerticalArrangement
  - Label1
- HorizontalArrangement
  - HorizontalArrangement
    - Button1
  - HorizontalArrangement
    - Button2
  - HorizontalArrangement
    - Button3
- WebView1

Any component

Rename Delete

**Viewer**


```
call WebView1 .CanGoBack
call WebView1 .CanGoForward
call WebView1 .ClearLocations
call WebView1 .GoBack
call WebView1 .GoForward
call WebView1 .GoHome
call WebView1 .GoToUrl url
WebView1 .CurrentPageTitle
WebView1 .CurrentUrl
WebView1 .FollowLinks
set WebView1 .FollowLinks to
```

```
initialize global name to "http://mijas.com"
initialize global name2 to "http://claretdonbenito.com"
initialize global name3 to "https://www.donbenito.es"

when Button1 .Click
do call WebView1 .GoToUrl url
```

Inserta el control When.Button1.Click

y dentro, el bloque del WebView GoToUrl



MIT App Inventor 2

ai2.appinventor.mit.edu/#6511508801454080

MISFAVORITOS

Screen1 Add Screen ... Remove Screen Designer Blocks

**Blocks**

- Math
- Text
- Lists
- Colors
- Variables
- Procedures

Screen1

- VerticalArrangement
  - Label1
- HorizontalArrangement
  - HorizontalArray
    - Button1
  - HorizontalArray
    - Button2
  - HorizontalArray
    - Button3
- WebView1

Any component

Rename Delete

**Viewer**

```
when Button3 .Click
do

when Button3 .GotFocus
do

when Button3 .LongClick
do

when Button3 .LostFocus
do

when Button3 .TouchDown
do

when Button3 .TouchUp
do


Button3 . BackgroundColor
```

```
initialize global name to "http://mijas.com"
initialize global name2 to "http://claretndonbenito.com"
initialize global name3 to "https://www.donbenito.es"

when Button1 .Click
do call WebView1 .GoToUrl
url get global name

when Button2 .Click
do call WebView1 .GoToUrl
url get global name2

when Button3 .Click
do call WebView1 .GoToUrl
url get global name3
```

Inserta el bloque con la variable que contiene la página web. 

Haz lo mismo con el resto de los botones



MIT App Inventor 2

ai2.appinventor.mit.edu/#6511508801454080

MIT App Inventor 2 Beta

Projects Connect Build Help My Projects Guide Report an Issue

MISFAVORITOS Screen1 Add Screen ...

App ( provide QR code for .apk )  
App ( save .apk to my computer )

**Palette**

**User Interface**

- Button
- CheckBox
- DatePicker
- Image
- Label
- ListPicker
- ListView
- Notifier
- PasswordTextBo
- Slider
- Spinner
- TextBox
- TimePicker
- WebView

**Viewer**

Display hidden components in Viewer

Screen1

Mis páginas favoritas

MIAJAS CLARET DON BENITO

**Components**

- Screen1
  - VerticalArrangement1
    - Label1
  - HorizontalArrangeme
  - HorizontalArranger
    - Button1
  - HorizontalArranger
    - Button2
  - HorizontalArranger
    - Button3
  - WebView1

Layout

Media

Abriendo MISFAVORITOS.apk

Ha elegido abrir:

- MISFAVORITOS.apk**  
que es: BlueStacks Android Package File (1,3 MB)  
de: http://ai2.appinventor.mit.edu

¿Qué debería hacer Firefox con este archivo?

- Abrir con BlueStacks Apk Handler (predeterminada)
- Guardar archivo
- Hacer esto automáticamente para estos archivos a partir de ahora.

Aceptar Cancelar

Rename Delete

# PRUEBA LA APP CON BLUESTACKS

